

Directions for use

Gutta percha points are root canal obturation material. It is used to fill the cleaned, shaped and irrigated root canal space.

- Time saving with easy filling for faster and easier root canal obturation
- Constant tapers & sizes
- Length marking available
- Excellent radiopacity
- Long shelf life and freshness assured
- Suitable for vertical and lateral condensation

Indication and Purpose

1. Gutta percha point is an integral material in promoting periapical healing and preventing disease progression.
2. Endodontic therapy system using the gutta percha point obturated impermeable to liquid and bacteria

Instructions for Use

1. Prepare root canal by file.
2. After clean and dry the canal with EDTA solution, apply the sealer into the root canal wall by paper points.
3. Select master gutta percha point matched in prepared root canal.
4. Irrigate a gutta percha point with 5.25% NaOCl disinfecting solution.
5. Insert mater points in to the root canal as working length.
6. Insert accessory points into the root by finger spreader.
7. Confirm a filling by the x-ray.

Cautions

1. Do not use this product for any patients with a hyper sensitivity reaction to it, such as a rash, dermatitis, etc.
2. Some patients have an allergic reaction to Trans 1.4 Polyisoprene materials and/or even experience hypersensitivity. Do not use this product for them.
3. This product is intended for use only for the tissue inside the month. Be careful to prevent it from coming in contact with eyes. If material has come into contact with eyes or skin, wash immediately with plenty of water and then consult a doctor.
4. Non-specialists are prohibited from using this product Do not use this product for any purposes other than its intended purposes.
5. Do not prescribe an internal medicine.
6. Should be careful to avoid overfilling and dead spaces.
7. Be sure to take measures for the protection of the respiratory tract before.
8. Always close slide lid after use

Storage

Store at room temperature of 1°C~30°C, away from any sunlight

Shelf Life

4 years from manufacture date

Obturator Selection

After proper shaping, cleaning, and disinfecting is complete and the working length is confirmed by radiograph and/or apex locator, the proper obturator is selected by using the Size Verifiers. Select the EdgeCore™ Obturator the same size as the Size Verifier that fits passively to the working length. Use the millimeter markings on the Size Verifiers to ensure it is at the appropriate length. In most cases the Size Verifier will match the largest file taken to the working length. But

occasionally it may be found that the Size Verifier that fits best to the working length is a size smaller or larger than the largest file taken to the working length. You should choose the obturator that matches the Size Verifier that fits best to the working length.

 Manufactured by **META BIOMED CO LTD**

Osong Factory

270, Osongsaengmyeong 1-ro, Osong-eup,
Heungdeok-gu, Cheongju-si, Chungcheongbuk-do,
Korea

Tel: +82-43-216-0433 / Fax: +82-43-217-1988

E-mail: info@meta-biomed.com

Web site: [http 0120 v.meta-biomed.com](http://0120.v.meta-biomed.com)

Cheongju Factory

136, Mochung-ro, Seowon-gu, Cheongju-si,
Chungcheongbuk-do, Korea















Meta Biomed Europe GmbH

Wiesenstr. 35, 45473 Mülheim an der Ruhr,
Germany

Tel: +49-208-30991910

Fax: +49-208-3099199

Symbol	Meaning (Standard, If Applicable)
	Manufacturer/Legal Manufacturer (ISO 15223-1)
	Date of manufacture (ISO 15223-1)
	Catalogue Number (ISO 15223-1)
	Batch Code (ISO 15223-1)
	CE-Mark and identification number
	Keep away from Sunlight (ISO 15223-1)
	Do Not Re-use (ISO 15223-1)
	Consult instructions for use (ISO 15223-1)
	Caution (ISO 15223-1)
	Temperature Limitations (ISO 15223-1)
	Authorized EC Rep (ISO 15223-1)
	Use By (ISO 15223-1)